

BY-LAW NO. 1786K/UTIL

THE MUNICIPAL CORPORATION OF THE TOWN OF HAY RIVER


A BY-LAW OF THE TOWN OF HAY RIVER in the Northwest Territories to amend By-law No. 1786/UTIL/01, being a by-law to provide for the establishment, operation, maintenance, and alteration of a water supply and sewage system and for the levying and collecting of water and sewage service charges;

PURSUANT TO the *Cities, Towns and Villages Act, S.N.W.T. 2003*, Chapter C-22, Section 58 and 59.

NOW, THEREFORE, THE MUNICIPAL COUNCIL OF THE CORPORATION OF THE TOWN OF HAY RIVER, in regular sessions duly assembled, enacts as follows:


1. That Schedule "A" of By-law No. 1786J/UTIL/15 "Tariffs" is hereby repealed in its entirety and replaced by 1786K/UTIL.

READ A FIRST TIME this 12 day of April, 2021.




Mayor

READ A SECOND TIME this 26 day of April, 2021.



Mayor

READ A THIRD AND FINAL TIME this 11 day of May, 2021.



Mayor

BY-LAW NO. 1786K/UTIL

THE MUNICIPAL CORPORATION OF THE TOWN OF HAY RIVER

CERTIFIED that this bylaw has been made in accordance with the requirements of the Cities, Towns and Villages Act, S.N.W.T., 2003, c.22, and the bylaws of the Municipal Corporation of the Town of Hay River, this 11 day of May, 2021.

A handwritten signature in blue ink, consisting of stylized initials and a surname, positioned above a horizontal line.

Senior Administrative Officer

Schedule "A"
Tariffs

Section A: Public Piped Service (included in minimum monthly charge)

All users of the Public Piped Service system shall be charged for both access and consumption.

1)

Service	Fee				
	Effective April 1, 2021	Effective January 1, 2022	Effective January 1, 2023	Effective January 1, 2024	Effective January 1, 2025
Piped Water Access Fee - Residential	10	10	10	10	10
Piped Water Access Fee - Commercial, Industrial, Government	10	10	10	10	10

2)

Size of water Meter			Minimum monthly billing (including access fee)			
Imperial (inches)	Metric (mm)	Monthly Minimum (Imp. Gallons)	Effective as of April 1, 2021	Effective as of January 1, 2022	Effective as of January 1, 2023	Effective as of January 1, 2024
5/8	16	2000	55.38	57.20	59.08	61.05
3/4	19	2000	55.38	57.20	59.08	61.05
1	25	3000	78.07	80.79	83.62	86.57
1 1/2	38	5000	123.45	127.99	132.71	137.62
2	50	7000	168.83	175.18	181.79	188.66
3	75	11000	259.59	269.57	279.96	290.75
4	100	15000	350.35	363.96	378.12	392.85
6	150	15000	350.35	363.96	378.12	392.85
8	200	20000	463.80	481.95	500.83	520.46
Consumption charge over Minimum billing per 1000 Imperial Gallons			22.69	23.60	24.54	25.52

Commercial, Industrial

Size of water Meter			Minimum monthly billing (including access fee)			
Imperial (inches)	Metric (mm)	Monthly Minimum (Imp. Gallons)	Effective as of April 1, 2021	Effective as of January 1, 2022	Effective as of January 1, 2023	Effective as of January 1, 2024
5/8	16	2000	56.30	58.15	60.08	62.08
3/4	19	2000	56.30	58.15	60.08	62.08
1	25	3000	79.45	82.23	85.12	88.12
1 1/2	38	5000	125.75	130.38	135.20	140.20
2	50	7000	172.05	178.53	185.27	192.28
3	75	11000	264.65	274.84	285.43	296.45
4	100	15000	357.25	371.14	385.59	400.61
6	150	15000	357.25	371.14	385.59	400.61
8	200	20000	473.00	491.52	510.78	530.81
Consumption charge over Minimum billing per 1000 Imperial Gallons			23.15	24.08	25.04	26.04

Government

Size of water Meter			Minimum monthly billing (including access fee)			
Imperial (inches)	Metric (mm)	Monthly Minimum (Imp. Gallons)	Effective as of April 1, 2021	Effective as of January 1, 2022	Effective as of January 1, 2023	Effective as of January 1, 2024
5/8	16	2000	65.12	67.32	69.62	72.00
3/4	19	2000	65.12	67.32	69.62	72.00
1	25	3000	92.68	95.99	99.43	103.00
1 1/2	38	5000	147.80	153.31	159.04	165.01
2	50	7000	202.92	210.64	218.66	227.01
3	75	11000	313.16	325.29	337.90	351.01
4	100	15000	423.40	439.94	457.13	475.02
6	150	15000	423.40	439.94	457.13	475.02
8	200	20000	561.20	583.25	606.18	630.03
Consumption charge over Minimum billing per 1000 Imperial Gallons			27.56	28.66	29.81	31.00
Consumption charge for users outside of the municipal boundary of the Town of Hay River per 1000 Imperial Gallons			53.58	55.73	57.96	60.27

3)

4)

For users of the piped water only service within the municipal boundary of the Town of Hay River, the charge for water only shall be 65% of the charge for piped water/sewer.

SECTION B - UNMETERED USERS

1)

The following monthly rate shall be assessed and charges based thereon shall be made respecting all single family residential water users serviced from and connected to the Town's Public Piped Service and not otherwise provided for in this By-Law:

Service	Fee				
Unmetered Users/Flat Rate (not otherwise addressed in this Part [as per section B1])	Gallons	Effective as of April 1, 2021	Effective as of January 1, 2022	Effective as of January 1, 2023	Effective as of January 1, 2024
Single Family Residential Water Users - A minimum charge based on an average consumption of 5,000 gallons (22,750 litres) shall be used.	5000	138.45	143.00	147.70	152.63

2)

Any other water users connected to the Town's public piped service and are not metered shall be charged an amount which will be determined by the Senior Administrative Officer based on an estimated load, line size and estimated consumption.

SECTION C - TRUCK WATER DELIVERY

Service	Fee				
	Effective April 1, 2021	Effective January 1, 2022	Effective January 1, 2023	Effective January 1, 2024	Effective January 1, 2025
Trucked Water Access Fee-Vale Island and West Channel	10	10	10	10	10
Trucked Water Access Fee- Mile Five	10	10	10	10	10
Trucked Water Access Fee- Rural Reserve (Corridor)	10	10	10	10	10
Trucked Water Access Fee- TRC	10	10	10	10	10
Trucked Water Access Fee- Industrial, Commercial, Government	10	10	10	10	10

Water Delivery	Rate Per 1,000 Gallons				
Users in Residentially zoned areas with municipality: West Channel and Vale island zone, Mile Five zone	Effective as of April 1,2021	Effective as of January 1,2022	Effective as of January 1,2023	Effective as of January 1,2024	Effective as of January 1,2025
Monthly consumption for: first 4,500 Gallon	43.05	44.77	46.56	48.42	50.36
Monthly consumption for: 4,501 Gallon -7,000 Gallon	77.44	80.54	83.76	87.11	90.59
Monthly consumption of: Over 7000 Gallons	162.52	169.02	175.78	182.81	190.12

Water Delivery	Rate Per 1,000 Gallons				
Users in Residentially zoned areas with municipality: Rural Reserve (Corridor) Zone	Effective as of April 1,2021	Effective as of January 1,2022	Effective as of January 1,2023	Effective as of January 1,2024	Effective as of January 1,2025
Monthly consumption for: first 4,500 Gallon	43.05	44.77	46.56	48.42	50.36
Monthly consumption for: 4,501 Gallon -7,000 Gallon	77.44	80.54	83.76	87.11	90.59
Monthly consumption of: Over 7000 Gallons	162.52	169.02	175.78	182.81	190.12

SECTION C - TRUCK WATER DELIVERY

Water Delivery Commercial, Industrial	Rate Per 1,000 Gallons				
	Effective as of April 1, 2021	Effective as of January 1, 2022	Effective as of January 1, 2023	Effective as of January 1, 2024	Effective as of January 1, 2025
Monthly consumption for: first 4,500 Gallon	160.86	167.29	173.98	180.94	188.18
Monthly consumption for: 4,501 Gallon -7,000 Gallon	160.86	167.29	173.98	180.94	188.18
Monthly consumption for: Over 7000 Gallons	160.86	167.29	173.98	180.94	188.18

Trucked Water Delivery Government	Rate Per 1,000 Gallons				
	Effective as of April 1, 2021	Effective as of January 1, 2022	Effective as of January 1, 2023	Effective as of January 1, 2024	Effective as of January 1, 2025
Monthly consumption for: first 4,500 Gallon	182.8	190.11	197.71	205.62	213.84
Monthly consumption for: 4,501 Gallon -7,000 Gallon	182.8	190.11	197.71	205.62	213.84
Monthly consumption for: Over 7000 Gallons	182.8	190.11	197.71	205.62	213.84

Trucked Water Delivery Caretaker Unit Rate*	Rate Per 1,000 Gallons				
	Effective as of April 1, 2021	Effective as of January 1, 2022	Effective as of January 1, 2023	Effective as of January 1, 2024	Effective as of January 1, 2025
Monthly consumption for: first 2000 Gallon	86.1	89.54	93.12	96.84	100.72
Monthly consumption for: over 2,001 Gallon	160.86	167.29	173.98	180.94	188.18

*To qualify for the caretaker unit rate, trucked water customers on Commercially or Industrially zoned properties with a caretaker dwelling may apply (second account). The dwelling's water supply tank must be separate from the Commercial or Industrial water supply tank in accordance with Town of Hay River Servicing Standards.

	Effective as of April 1, 2021	Effective as of January 1, 2022	Effective as of January 1, 2023	Effective as of January 1, 2024	Effective as of January 1, 2025
Consumption charge for users outside of the municipal boundary of the Town of Hay River per 1000 Imperial Gallons	53.58	55.73	57.96	60.27	62.69

SECTION D - FLAT RATE
BILLING

Where the Senior Administrative Officer is unable to obtain access for the purpose of meter reading, the consumption shall be based on:

- a) the average actual readings from the previous six (6) months, or
- b) in the event of inadequate readings, the consumption shall be calculated on the average gallonage. If no basis for averaging exists, the consumption shall be calculated on a gallonage of Five Thousand (5,000) gallons or 22,750 litres.

SECTION E - HIGH VOLUME COMMERCIAL CONSUMPTION (TRUCK-SERVICE)

A high volume commercial consumption rate is available to commercial customers on the truck service by special arrangement with the Trucked Water Contractor and the Town.

To qualify for this rate, customer's must meet all of the following criteria:

- Accept full truck-loads of water
- Receive water in a container large enough to accommodate the entire load of water in one delivery
- Receive a minimum of 50,000 Gallons of water per month. Consumption criteria will be reviewed based on a six month average to ensure minimum monthly levels are maintained.

The rate charged will be Fifteen dollars and Ninety-Two cents (\$15.92) per One Thousand (1,000) gallons delivered, plus the cost of delivery charged to the Town by the Trucked Water contractor.

Partial truckloads will be charged at the regular rate as set out in Section "C".

SECTION F - Fees and Services

Service	Fee Effective April 1, 2021
Water Meter Fee - Residential	\$250
Water Meter Fee - Commercial	100% Cost recovery basis
Utility Connection or Disconnection fee	\$40
Disconnection resulting from non-payment	\$100
Paper invoice enviro fee	\$2.50/month

SECTION G - VOLUNTARY
FINES

Water wastage, Section 401	\$250.00
Contamination, Section 402	\$250.00
Discharge of harmful matter, Section 403	\$125.00
Failure to abide by order, Section 506	\$250.00
Breaking a shut off seal, Section 512	\$625.00
Non-conforming service pipe, Section 513	\$125.00
Failure to test a cross connection control device, Section 514	\$312.50
Failure to install a cross connection control device, Section 514	\$625.00
Installing a bleeder without authority, Section 515	\$625.00
Failure to register a bleeder, Section 515	\$625.00
Failure to remove a bleeder, Section 515	\$625.00
Improper use of water, Section 516	\$250.00
Failure to provide access to water fill or sewage pump out points, Section 607	\$312.50
Failure to install a meter, Section 704	\$312.50
Broken meter seal, Section 711	\$625.00
Failure to provide access after two unsuccessful attempts, Section 715	\$125.00